

# MJPhD

## MICROPLASTIC MISINFORMATION IN THE MEME AGE: *My MICROPLASTIC JOURNEY*

MARK JONES  
*CREATIVE DIRECTOR*  
MJPHD, LLC

*14 November 2024*

*Chemical City Garden Club*

I'm going to tell you the story of how I got interested in microplastic and in detailing the story leave you with three messages.

types of stories:

tragedies

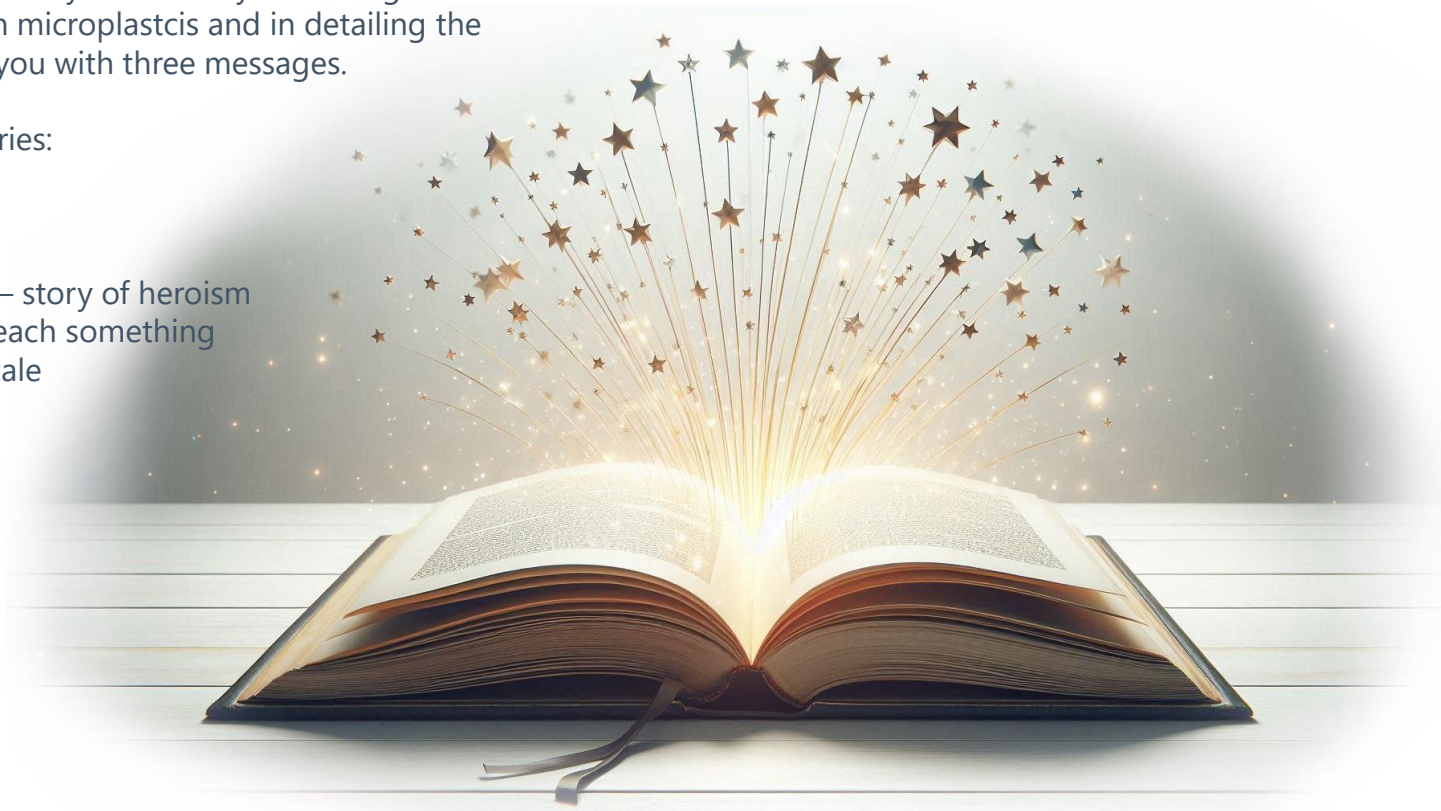
comedies

fantasy

monomyth – story of heroism

allegory – teach something

cautionary tale





A widely reported fact about microplastic consumption is wrong.

Perspective is frequently omitted in reporting.

Plastic particles are everywhere.

These are syenite, likely from near Marathon, ON.  
They contain sodalite with some sulfide content.  
Transported by glaciers, I find them in Michigan,  
at night.



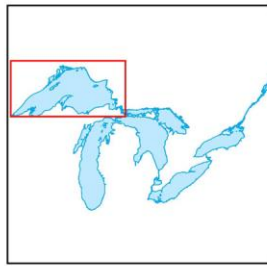
visible light





UV light  
(365 nm filtered)

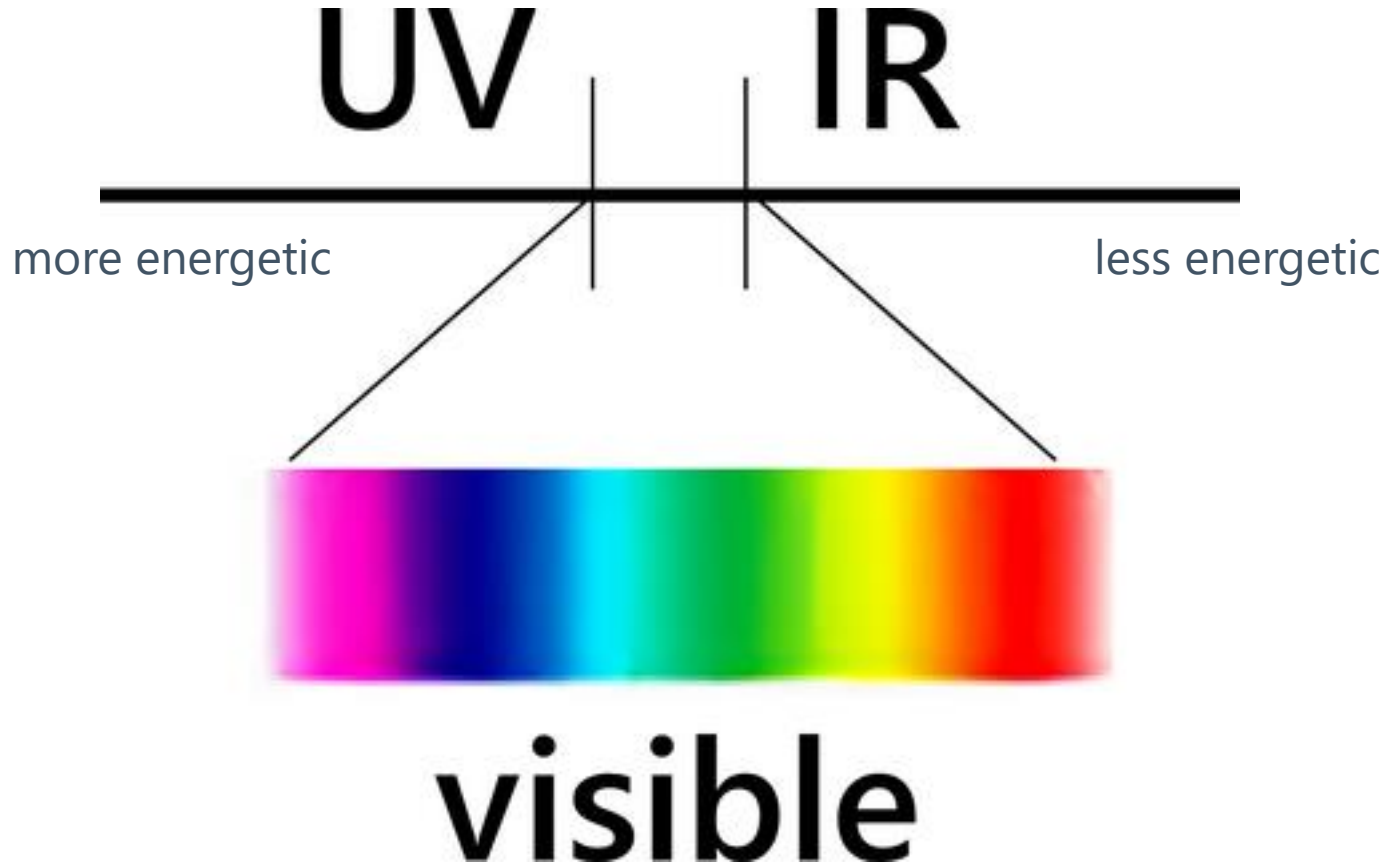
# Lake Superior Watershed



## Legend


- Cities/Towns
- State Borders
- Rivers
- - - International Border
- Lake Superior Watershed
- Diversions





# NORMAL VISION AND COLORS

---



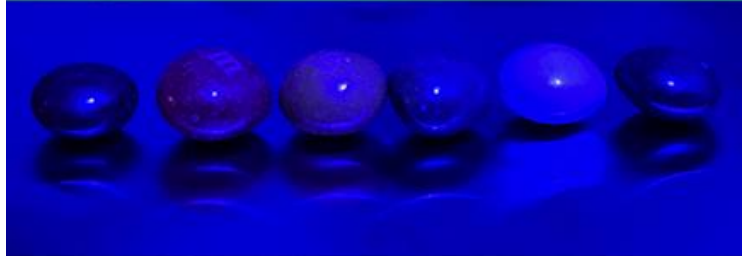
red light



green light



blue light



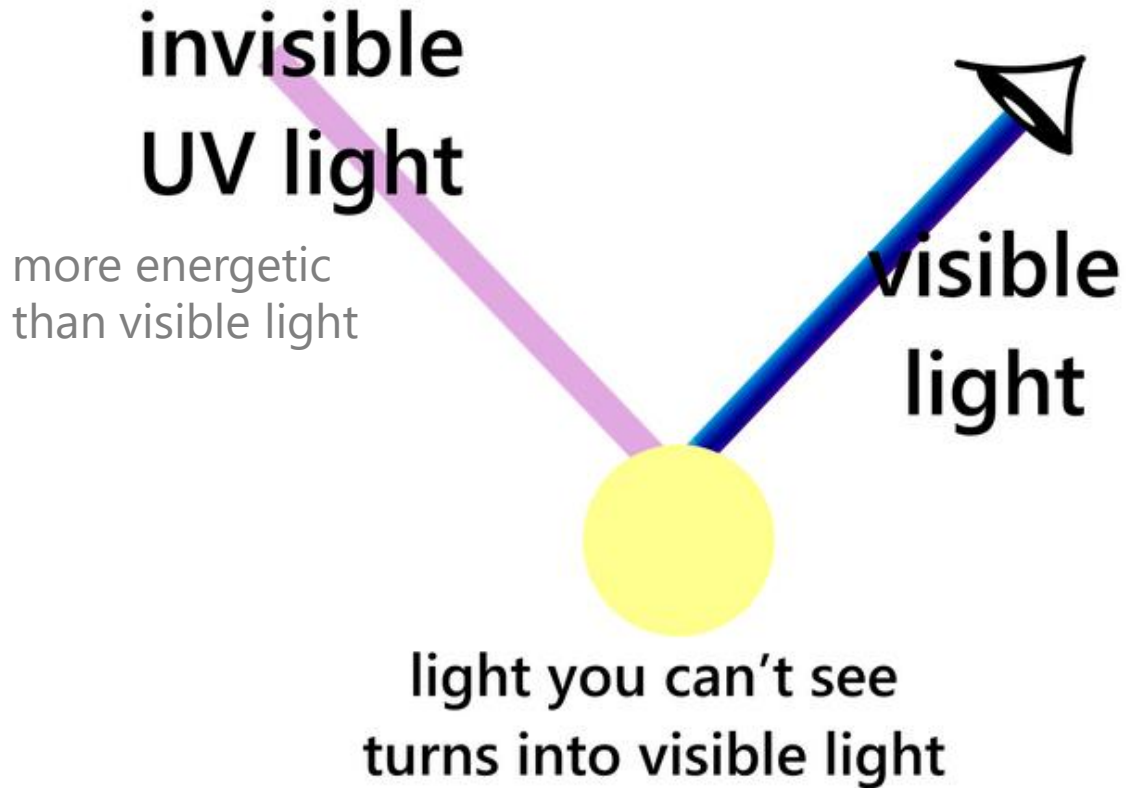
white light






# FLUORESCENCE

---



UV



white light



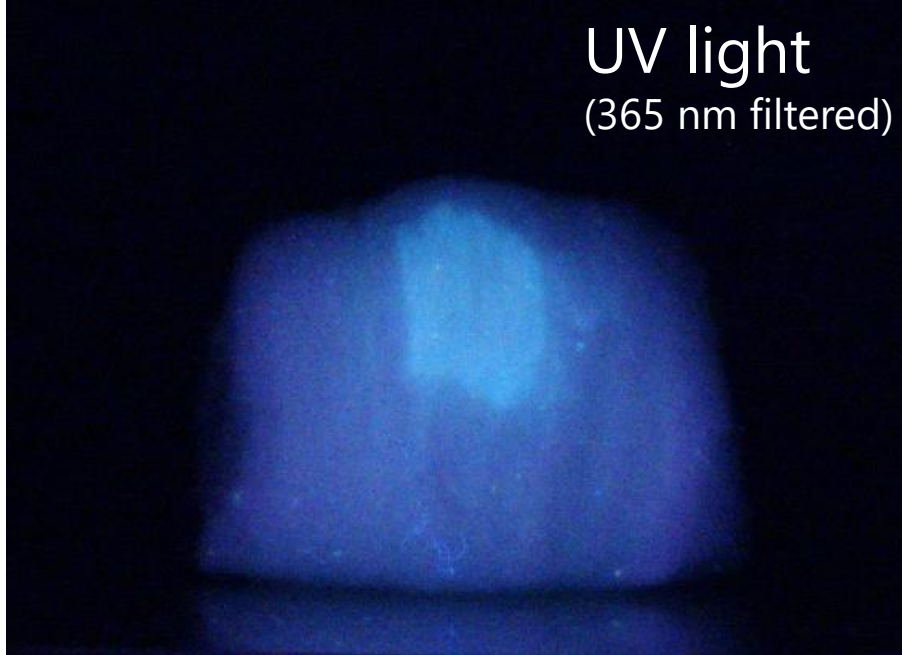
The filter is important. It gets rid of stray visible light making fluorescence much easier to see.



UV light  
(365 nm filtered)



UV light  
(365 nm filtered)







visible light



*manipulated image*

## 1<sup>ST</sup> CURVE IN THE ROAD: WHAT ARE THE BLUE FLECKS?

---






visible light



UV light



UV light  
(365 nm filtered)



## OBX BEACH SAND

---



## OBX BEACH SAND

---



## OBX BEACH SAND

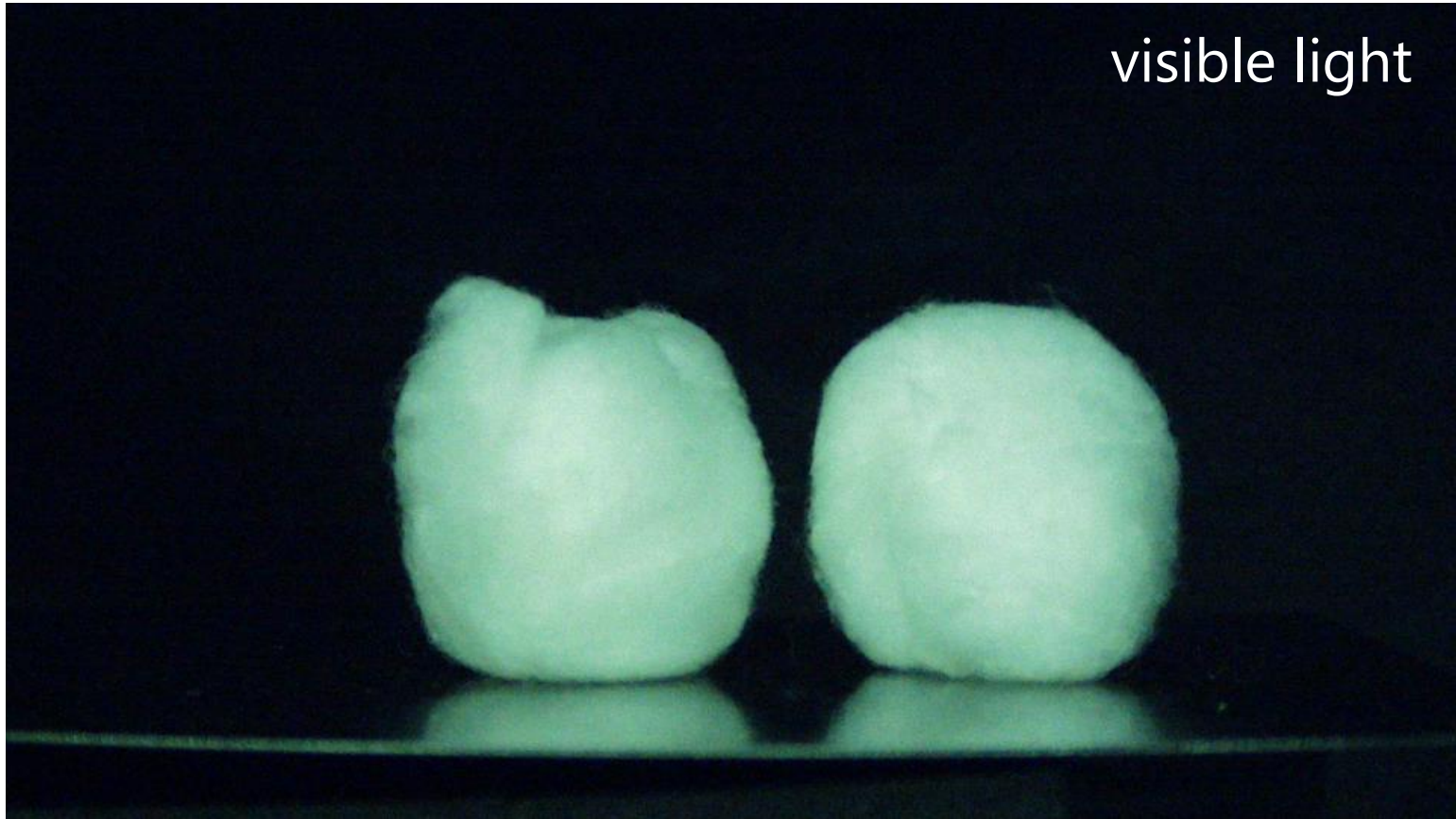
---






# COTTON BALLS

---



# COTTON BALLS – OPTICAL BRIGHTENERS

---









## PET – OPTICAL BRIGHTENERS

---



# MICROFIBERS





UV light  
filter

## 2<sup>ND</sup> CURVE IN THE ROAD: MICROPLASTICS LAB FOR STUDENTS?

---







Midland Local Section



**CENTRAL**  
MICHIGAN UNIVERSITY

# Water Chemistry in the Great Lakes Region


<https://www.cmich.edu/academics/colleges/college-science-engineering/centers/cmu-biological-station/h2o-q-in-the-classroom>



Contents lists available at ScienceDirect

# Water Research

journal homepage: [www.elsevier.com/locate/watres](http://www.elsevier.com/locate/watres)



## Review

# Microplastics in freshwaters and drinking water: Critical review and assessment of data quality

Albert A. Koelmans<sup>a,\*</sup>, Nur Hazimah Mohamed Nor<sup>a</sup>, Enya Hermesen<sup>a</sup>, Merel Kooi<sup>a</sup>,  
Svenja M. Mintenig<sup>b,c</sup>, Jennifer De France<sup>d,\*\*</sup>

<sup>a</sup> Aquatic Ecology and Water Quality Management Group, Wageningen University, the Netherlands  
<sup>b</sup> Joint Research Institute for the Environment and Urbanization, the Netherlands  
<sup>c</sup> Watercycle Research Institute, Wageningen University, the Netherlands  
<sup>d</sup> World Health Organization (WHO), Geneva, Switzerland

**high quality data is difficult!**

## ARTICLE INFO

### Article history:

Received 27 November 2018

Received in revised form

25 February 2019

Accepted 26 February 2019

Available online 28 February 2019

### Keywords:

Microplastics

Drinking water

Waste water

Surface water

Human health

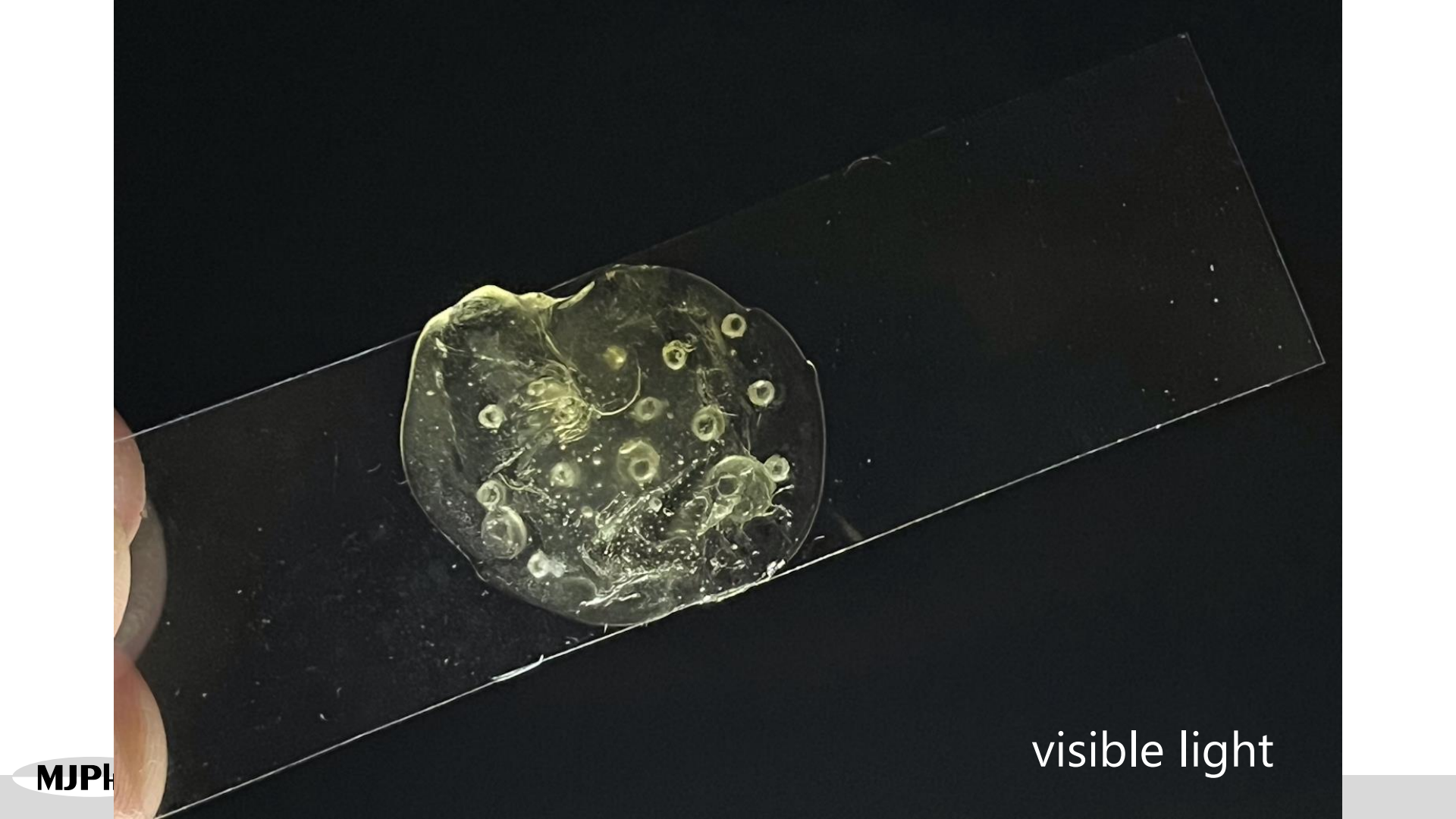
## ABSTRACT

Microplastics have recently been detected in drinking water as well as in drinking water sources. This presence has triggered discussions on possible implications for human health. However, there have been questions regarding the quality of these occurrence studies since there are no standard sampling, extraction and identification methods for microplastics. Accordingly, we assessed the quality of fifty studies researching microplastics in drinking water and in its major freshwater sources. This includes an assessment of microplastic occurrence data from river and lake water, groundwater, tap water and bottled drinking water. Studies of occurrence in wastewater were also reviewed. We review and propose best practices to sample, extract and detect microplastics and provide a quantitative quality assessment of studies reporting microplastic concentrations. Further, we summarize the findings related to microplastic concentrations, polymer types and particle shapes. Microplastics are frequently present in freshwaters and drinking water, and number concentrations spanned ten orders of magnitude ( $1 \times 10^{-2}$  to  $10^8 \text{ \#}/\text{m}^3$ ) across individual samples and water types. However, only four out of 50 studies received positive scores for all assessed quality criteria, implying there is a significant need to improve quality.

### 3<sup>RD</sup> CURVE IN THE ROAD: WHAT AM I SEEING?

---





visible light





# PARTICLE IDENTIFICATION

---

## Cotton

### Longitudinal View

- Mature flat and ribbon-like with convolutions, thick wall and small lumen
- Immature very thin wall and a large lumen with few convolutions
- Dead very thin and almost transparent
- Mercerized smooth and cylindrical, fewer convolutions and lumen or sometimes may be absent



## Polyester

### Longitudinal View

Structureless, uniform diameter, rod-like appearance






## 4<sup>TH</sup> CURVE IN THE ROAD: LEARNING TO MAKE MICROPLASTICS

---





## 5<sup>TH</sup> CURVE IN THE ROAD: BOTTLED WATER (RIGHTING A WRONG)

---







A new study by the University of Newcastle, Australia suggests that an average person could be ingesting approximately 5 grams of plastic every week. The equivalent of a credit card's worth of microplastics. This summary report highlights the key ways plastic gets into our body, and what we can do about it.



It took  
you up to  
**1 WEEK**  
to eat this  
credit card



[wwf.panda.org/wwf\\_news/?348337/Revealed-plastic-ingestion-by-people-could-be-equating-to-a-credit-card-a-week](http://wwf.panda.org/wwf_news/?348337/Revealed-plastic-ingestion-by-people-could-be-equating-to-a-credit-card-a-week)



## Newsroom

Future Students

Research and Innovation

The Conversation

Industry

International

Community and Alumni

Library

Current Students

Current Staff

College of Engineering, Science and Environment

College of Health, Medicine and Wellbeing

College of Human and Social Futures

Pathways and Academic Learning Support Centre

Sustainable Development Goals

# Plastic ingestion by people could be equating to a credit card a week

Wednesday, 12 June 2019

[Tweet](#)

[LinkedIn](#)

A new study finds on average people could be ingesting approximately 5 grams of plastic every week, which is the equivalent weight of a credit card.

The analysis *No Plastic in Nature: Assessing Plastic Ingestion from Nature to People* prepared by Dalberg, based on a study commissioned by WWF and carried out by University of Newcastle, Australia, suggests people are consuming about 2000 tiny pieces of plastic every week. That's approximately 21 grams a month, just over 250 grams a year.



Dr Thava Palanisami

The University of Newcastle is the first to combine data from over 50 studies on the ingestion of microplastic by people. The findings are an important step towards understanding the impact of plastic pollution on humans. It also further confirms the urgent need



REUTERS

World ▾

Business ▾

Markets ▾

Sustainability ▾

More ▾



World

# You may be eating a credit card's worth of plastic each week - study

Reuters

June 11, 2019 9:29 PM EDT · Updated 5 years ago

Aa



[www.reuters.com/article/us-environment-plastic/you-may-be-eating-a-credit-cards-worth-of-plastic-each-week-study-idUSKCN1TD009/](https://www.reuters.com/article/us-environment-plastic/you-may-be-eating-a-credit-cards-worth-of-plastic-each-week-study-idUSKCN1TD009/)





CNN

[www.cnn.com/2019/06/11/health/microplastics-ingestion-wwf-study-scn-intl/index.html](http://www.cnn.com/2019/06/11/health/microplastics-ingestion-wwf-study-scn-intl/index.html)





per week

whole card = 5 g

per day

$1/7$  card = 710 mg

A pair of wooden chopsticks is shown diagonally, pointing towards the bottom center. The chopsticks are light brown with a natural wood grain. At the base of the chopsticks, there is a small black rectangular label with white text that reads "MADE IN CHINA".

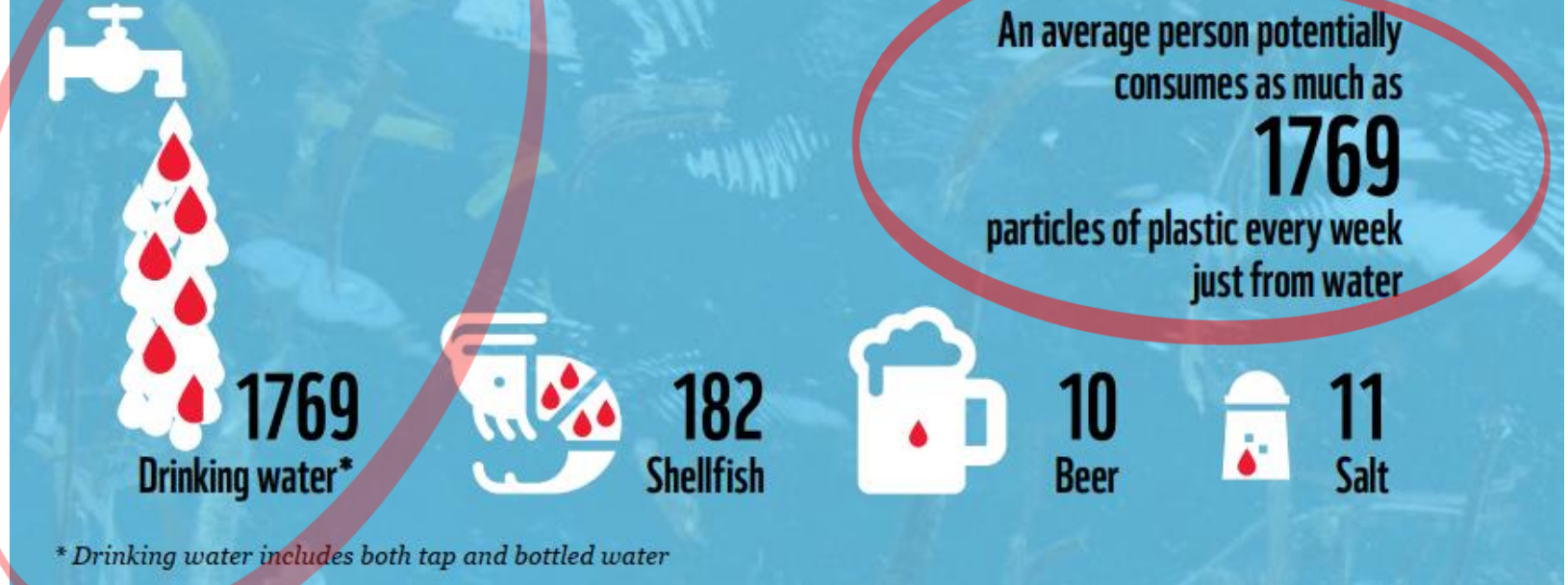
per meal

1/21 card = 240 mg



*2.5 mg average particle to reach 5 grams.*

Figure 2: Estimated microplastics ingested through consumption of common foods and beverages (particles (0-1mm) per week)







Average 2.5 mg particles.

Plastic microparticles,  
0.65 grams consisting of  
523 particles, in a liter of  
water equaling the  
concentration in order to  
ingest 5 grams per week.  
Such a high  
concentration is easily  
seen both in water and  
upon drying. The particles  
are cut from 1.5 mm  
plastic monofilament.





Dimes weigh 2.268 g

Diameter is 17.91 mm



dimes weigh 2.268 g




Coins of last 50 years  
Pennies changed weight  
in 1982.





Only 8 different sizes.  
2.13X difference.





38.1 mm



100 coins:  
41mg – 2.268 kg  
range = ~55,000




22.68 g

1 mm

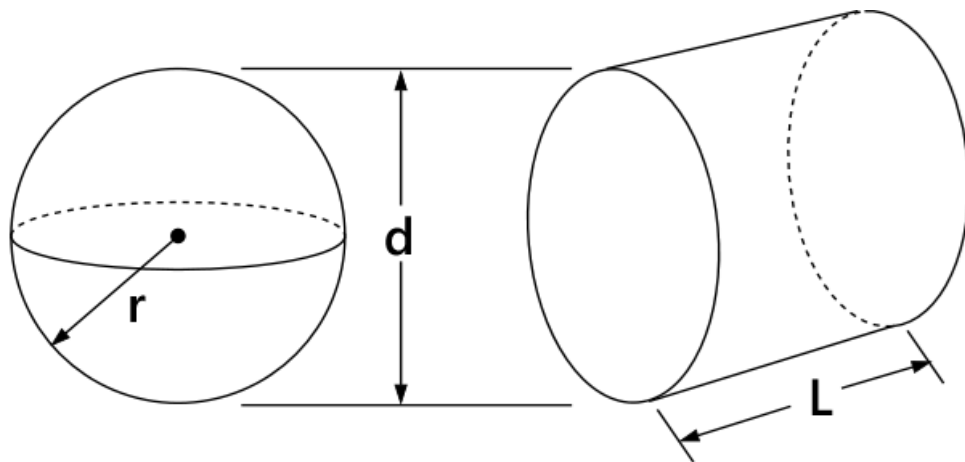
410  $\mu$ g



17.91 mm



# GUESSING PARTICLE MASS



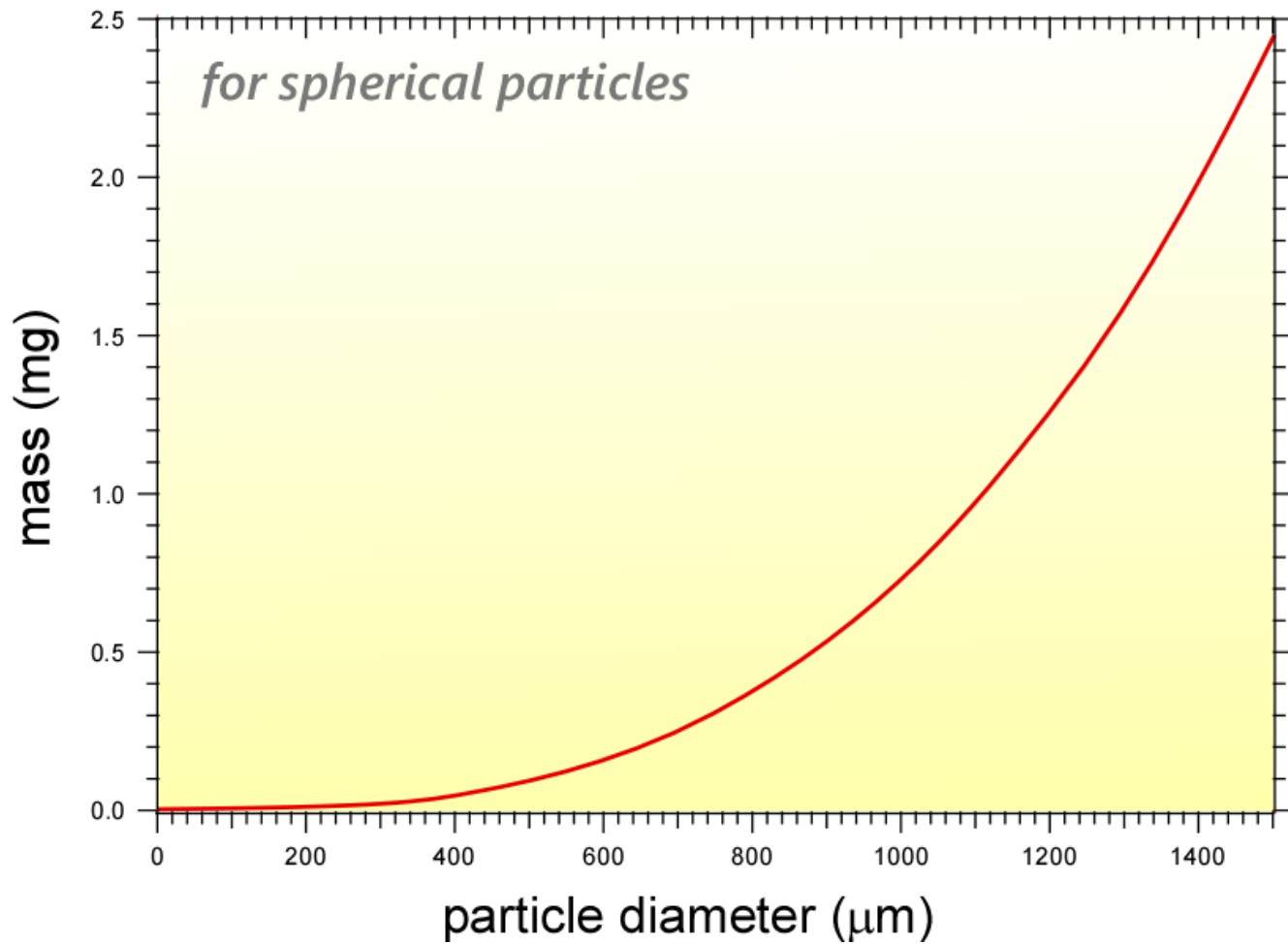
$$m = \rho V = \frac{\pi \rho d^3}{6}$$

$$m = \frac{\pi \rho d^2 L}{4}$$

$$\text{let } A = \frac{L}{d}$$

$$m = \frac{\pi \rho d^3 A}{4}$$

polymer	density(g/cc)
PE	0.92-0.97
PP	0.88-0.91
PET	1.30-1.40





Contents lists available at ScienceDirect

Journal of Hazardous Materials

journal homepage: [www.elsevier.com/locate/jhazmat](http://www.elsevier.com/locate/jhazmat)

Research paper

## Estimation of the mass of microplastics ingested – A pivotal first step towards human health risk assessment

Kala Senathirajah<sup>a</sup>, Simon Attwood<sup>b</sup>, Geetika Bhagwat<sup>c</sup>, Maddison Carbery<sup>c</sup>, Scott Wilson<sup>d</sup>, Thava Palanisami<sup>a,\*</sup>

<sup>a</sup> Global Innovative Centre for Advanced Nanomaterials (GICAN), Faculty of Engineering and Built Environment, The University of Newcastle, Callaghan, NSW 2308, Australia

<sup>b</sup> The World Wide Fund for Nature (WWF), 354 Tanglin Road, Singapore, Singapore

<sup>c</sup> School of Environmental and Life Sciences, The University of Newcastle, Callaghan, NSW 2308, Australia

<sup>d</sup> Department of Environmental Science, Macquarie University, Sydney, Australia

### ARTICLE INFO

#### Keywords:

Exposure pathways  
Human health  
Ingestion  
Microplastics  
Plastic pollution  
Risk

### ABSTRACT

The ubiquitous presence of microplastics in the food web has been established. However, the mass of microplastics exposure to humans is not defined, impeding the human health risk assessment. Our objectives were to extract the data from the available evidence on the number and mass of microplastics from various sources, to determine the uncertainties in the existing data, to set future research directions, and derive a global average rate of microplastic ingestion to assist in the development of human health risk assessments and effective management and policy options. To enable the comparison of microplastics exposure across a range of sources, data extraction and standardization was coupled with the adoption of conservative assumptions. Following the analysis of data from fifty-nine publications, an average mass for individual microplastics in the 0–1 mm size range was calculated. Subsequently, we estimated that globally on average, humans may ingest 0.1–5 g of microplastics weekly through various exposure pathways. This was the first attempt to transform microplastic counts into a mass value relevant to human toxicology. The determination of an ingestion rate is fundamental to assess the human health risks of microplastic ingestion. These findings will contribute to future human health risk assessment frameworks.

“humans may ingest 0.1–5 g of microplastics weekly through various exposure pathways”






**Table 6**

Summary of the annual average number of microplastics (particles) ingested (particles), and global average rate of microplastics ingested (g) per person per year.

Source of particles	ANMP <sub>ingested</sub> (particles)	GARMi (0–1 mm) Scenario 1 (g)	GARMi (0–1 mm) Scenario 2 (g)	GARMi (0–1 mm) Scenario 3 (g)
Shellfish	9,445	26.4	0.0	0.0
Salt	565	1.6	7.4	14.2
Beer	523	1.46	0.3	0.5
Drinking water	91,994	257.5	0.0	0.0
<b>Total (per year)</b>	<b>102,527</b>	<b>287.0</b>	<b>7.7</b>	<b>14.7</b>
<b>TOTAL (PER WEEK)</b>	<b>1,972</b>	<b>5.5</b>	<b>0.1</b>	<b>0.3</b>



5 g

**one model**

0.1 g



*0.02 credit cards worth*

**another model**



“ an average person could  
be ingesting approximately 5  
grams of plastic every  
week. ”

March 2021

# Lifetime Accumulation of Microplastic in Children and Adults

Nur Hazimah Mohamed Nor,\* Merel Kooi, Noël J. Diepens, and Albert A. Koelmans

Cite This: *Environ. Sci. Technol.* 2021, 55, 5084–5096

Read Online

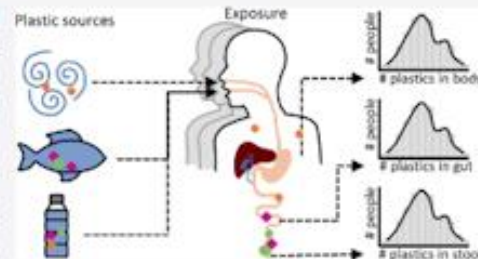
ACCESS |

Metrics & More

Article Recommendations

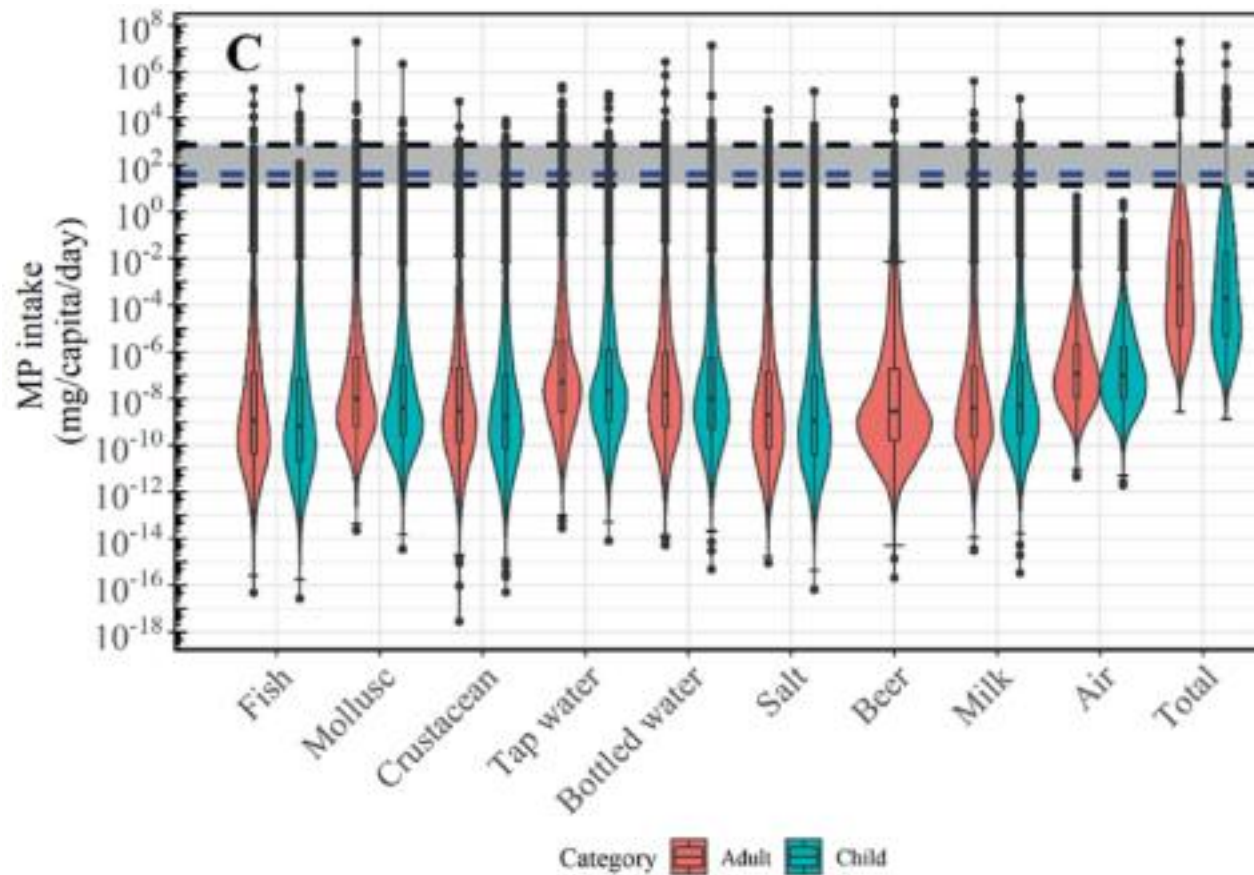
Supporting Information

**ABSTRACT:** Human exposure to microplastic is recognized as a global problem, but the uncertainty, variability, and lifetime accumulation are unresolved. We provide a probabilistic lifetime exposure model for children and adults, which accounts for intake via eight food types and inhalation, intestinal absorption, biliary excretion, and plastic-associated chemical exposure via a physiologically based pharmacokinetic submodel. The model probabilistically simulates microplastic concentrations in the gut, body tissue, and stool, the latter allowing validation against empirical data. Rescaling methods were used to ensure comparability between microplastic abundance data. Microplastic (1–5000  $\mu\text{m}$ ) median intake rates are 553 particles/capita/day (184 ng/capita/day) and 883 particles/capita/day (583 ng/capita/day) for children and adults, respectively. This intake can irreversibly accumulate to  $8.32 \times 10^3$  (90% CI,  $7.08 \times 10^3$ – $1.91 \times 10^4$ ) particles/capita or 6.4 (90% CI,  $0.1$ – $2.31 \times 10^3$ ) ng/capita for children until age 18, and up to  $5.01 \times 10^4$  (90% CI,  $5.25 \times 10^3$ – $9.33 \times 10^4$ ) particles/capita or 40.7 (90% CI,  $0.8$ – $9.85 \times 10^3$ ) ng/capita for adults until age 70 in the body tissue for 1–10  $\mu\text{m}$  particles. Simulated microplastic concentrations in stool agree with empirical data. Chemical absorption from food and ingested microplastic of the nine intake media based on biphasic, reversible, and size-specific sorption kinetics, reveals that the contribution of microplastics to total chemical intake is small. The as-yet-unknown contributions of other food types are discussed in light of future research needs.



883 particles per person per day

583 ng/person/day






Bert Koelmans makes point that a week's ingestion is like a grain of salt between chopsticks – mere micrograms.





## To Waste or Not to Waste: Questioning Potential Health Risks of Micro- and Nanoplastics with a Focus on Their Ingestion and Potential Carcinogenicity

Elisabeth S. Gruber<sup>1</sup> · Vanessa Stadlbauer<sup>2,3</sup> · Verena Pichler<sup>4</sup> · Katharina Resch-Fauster<sup>5</sup> · Andrea Todorovic<sup>5</sup> · Thomas C. Meisel<sup>6</sup> · Sibylle Trawoeger<sup>7</sup> · Oldamur Hollóczy<sup>8</sup> · Suzanne D. Turner<sup>9,10</sup> · Wolfgang Wadsak<sup>3,11</sup> · A. Dick Vethaak<sup>12,13</sup> · Lukas Kenner<sup>3,14,15,16</sup> 

Received: 8 October 2021 / Revised: 30 December 2021 / Accepted: 11 February 2022 / Published online: 22 March 2022  
© The Author(s) 2022

### Abstract

Micro- and nanoplastics (MNPs) are recognized as emerging contaminants, especially in food, with unknown health significance. MNPs passing through the gastrointestinal tract have been brought in context with disruption of the gut microbiome. Several molecular mechanisms have been described to facilitate tissue uptake of MNPs, which then are involved in local inflammatory and immune responses. Furthermore, MNPs can act as potential transporters (“vectors”) of contaminants and as chemosensitizers for toxic substances (“Trojan Horse effect”). In this review, we summarize current multidisciplinary knowledge of ingested MNPs and their potential adverse health effects. We discuss new insights into analytical and molecular modeling tools to help us better understand the local deposition and uptake of MNPs that might drive carcinogenic signaling. We present bioethical insights to basically re-consider the “culture of consumerism.” Finally, we map out prominent research questions in accordance with the Sustainable Development Goals of the United Nations.

**Keywords** Microplastic · Nanoplastic · Carcinogenesis · Human health · Bioethics issue



Translated into more imaginable numbers, on average we ingest five grams of MPs per week per person (roughly corresponding to the mass of a credit card).



MEDICAL UNIVERSITY  
OF VIENNA

DEUTSCH

Menu

# Health risk due to micro- and nanoplastics in food

[Home](#) > [About us](#) > [News](#) > [2022](#) > [Health risk due to micro- and nanoplastics in food](#)

< [All News](#)

2022-03-24 — **MEDICINE & SCIENCE**



(Vienna,  
24-03-2022) Five  
grams of plastic  
particles on aver-  
age enter the hu-  
man gastrointesti-  
nal tract per person

Five grams  
of plastic particles  
on average enter  
the human  
gastrointestinal  
tract per person  
per week

[www.meduniwien.ac.at/web/en/ueber-uns/news/default-0f889c8985-1/gesundheitsrisiko-durch-mikro-und-nanoplastik-in-lebensmitteln/](http://www.meduniwien.ac.at/web/en/ueber-uns/news/default-0f889c8985-1/gesundheitsrisiko-durch-mikro-und-nanoplastik-in-lebensmitteln/)



# ScienceDaily®

Your source for the latest research news

**S**<sub>D</sub>

Health ▾

Tech ▾

Enviro ▾

Society ▾

Quirky ▾

## Science News

*from research organizations*

### Health risk due to micro- and nanoplastics in food

*Date:* March 24, 2022

*Source:* Medical University of Vienna

*Summary:* Five grams of plastic particles on average enter the human gastrointestinal tract per person per week. This is roughly equivalent to the weight of a credit card. Whether ingested micro- and nanoplastics pose a health risk is being investigated in numerous studies but is largely unknown to date. A research team has now summarized the current state of scientific knowledge.



Five grams  
of plastic particles  
on average enter  
the human  
gastrointestinal  
tract per person  
per week





## HEALTH

# You're eating a credit card's worth of plastic a week — and it's killing your gut

By **Brooke Kato**

Published March 30, 2022 | Updated March 30, 2022, 4:47 p.m. ET

[nypost.com/2022/03/30/youre-eating-a-credit-cards-worth-of-plastic-a-week-and-its-killing-your-gut/](https://nypost.com/2022/03/30/youre-eating-a-credit-cards-worth-of-plastic-a-week-and-its-killing-your-gut/)



Newsweek 90

U.S. World Science Health Life Rankings Opinion Entertainment Fact Check My Turn Education ...

Health

Food

Drink

Water

Science

scientific research

## Junk Food and Tainted Water: People Ingest a Credit Card Worth of Nanoplastics Weekly, Study Says

Mar 31, 2022 at 5:09 PM EDT

**B**ottled water or tap?

How you answer that question could have some major implications for your long-term health, a new study into the health effects of ingested plastic particles shows.

That study also contained this startling fact: People are eating the equivalent of one plastic credit card every week in their diet. The plastic particles enter the human food chain through plastic waste contained in fish, sea salt and drinking water, the study shows.

Scientists say such nanoplastics disrupt the human gut bacteria and can lead to killer diseases like cancer and diabetes.

[www.newsweek.com/junk-food-tainted-water-people-ingest-credit-card-worth-nanoplastics-weekly-study-says-1693970](https://www.newsweek.com/junk-food-tainted-water-people-ingest-credit-card-worth-nanoplastics-weekly-study-says-1693970)



TastingTable.

RECIPES

NEWS

EXCLUSIVES

RESTAURANTS

COOK

DRINK

COOK

# You Probably Eat A Credit Card's Worth Of Plastic Every Week



BY GILLIE HOUSTON / UPDATED: OCT. 19, 2022 6:53 PM EST

[www.tastingtable.com/1062298/you-probably-eat-a-credit-cards-worth-of-plastic-every-week/](https://www.tastingtable.com/1062298/you-probably-eat-a-credit-cards-worth-of-plastic-every-week/)





## Ingested microplastics: Do humans eat one credit card per week?

Martin Pletz

*Designing Plastics and Composite Materials, Department of Polymer Engineering and Science, Montanuniversität Leoben, Austria*

### ARTICLE INFO

#### Keywords:

Microplastics  
Size distribution  
Ingestion  
Human health

### ABSTRACT

Ingested Microplastic (MP) particles can harm the human body. Estimations of the total mass of ingested MP particles correspond to 50 plastic bags per year (Bai et al., 2022), one credit card per week (Gruber et al., 2022), or a median value of 4.1 µg/week for adults (Mohamed Nor et al., 2021). The first two estimations are based on an analysis (Senathirajah et al., 2021) that predicts a total ingested mass of MP particles  $m_{i,MP}$  of 0.1–5 g/week. This work revisits and evaluates this calculation and compares its results and methods to Mohamed Nor et al. (2021). Senathirajah combines data of averaged MP particle masses  $\bar{m}_{MP}$  from papers that reported MP particle sizes and MP particle counts  $n_{MP}$  in shellfish, salt, beer, and water based on other papers that detected MP particles. Combined with the estimated weekly consumption of those consumables, they compute  $m_{i,MP}$ . This work raises some serious issues of Senathirajah in the way they combine data and they obtained particle sizes. It concludes that Senathirajah overestimates  $m_{i,MP}$  by several orders of magnitude and that  $m_{i,MP}$  can be considered as a rather irrelevant factor for the toxic effects of MP particles on the human body.

a human eats  
a credit card  
worth of MPs not  
every week but  
every 23  
thousand years.

# Sources, consequences, and control of nanoparticles and microplastics in the environment



A. Guhananthan<sup>a</sup>, Aswin Kuttykattil<sup>b</sup>, Thavamani Palanisami<sup>b</sup> and Selvakumar Rajendran<sup>a,b</sup>

<sup>a</sup>Department of Nanobiotechnology, PSG Institute of Advanced Studies, Coimbatore, Tamil Nadu, India, <sup>b</sup>Environmental Plastic and Innovation Cluster (EPIC), Global Innovation Centre for Advanced Nanomaterials (GICAN), University of Newcastle, Callaghan, NSW, Australia

## 10.1 Introduction

Nanoparticles (NP) and microplastics (MPs) are the most recent anthropogenic contaminants which pose threat to the environment and health. Both NPs and MPs from various sources interact with water, air, and soil in a complex way affecting aquatic and terrestrial ecosystems (Fred-Ahmadu et al., 2020). Their bioaccumulation leads to, cytotoxicity, genotoxicity, organ failure, and sometimes death in living organisms. Nanoparticles can be classified into different types based on their origin (natural nanoparticles (NNPs) and engineered nanoparticles (ENPs)), dimension, size, and chemical composition (Ealia and Saravanakumar, 2017). Fig. 10.1 illustrates various sources of nanoparticles.



Senathirajah and Palanisami (2019) estimated that on average, humans may consume 5 g of MPs per week





## Strategies to Reduce Risk and Mitigate Impacts of Disaster: Increasing Water Quality Resilience from Microplastics in the Water Supply System

Kala Senathirajah\* and Thava Palanisami

Cite This: ACS EST Water 2023, 3, 2816–2834

Read Online

ACCESS |

Metrics & More

Article Recommendations

**ABSTRACT:** Microplastics contaminating the water supply system qualifies as a disaster. This has major far-reaching implications, posing significant threats to economic growth and human livelihoods, as well as environmental and human health and well-being. Thus, we need to reduce the risk and mitigate against the effects of microplastics to build resilience and ensure continuity and efficiency of water supply system functions. To date, microplastics in the water supply cycle have not been considered in the context of disaster management. Hence, we provide an understanding of the disaster risk that microplastics pose using a conceptual mathematical framework. Additionally, we enhance understanding of the resilience of the social and physical infrastructure by highlighting hazards that people and infrastructure in the community face. Insights of the social, economic, and other human factors that make them vulnerable highlights capacities required to reduce risk and mitigate impacts. By evaluating the social and physical infrastructure resilience to microplastics in the water supply system and recommending multidisciplinary strategies to build resilience over time, we aim to catalyze action to address the problem. This will also contribute toward achieving targets of the Sendai Framework for Disaster Risk Reduction 2015–2030 and UN Sustainable Development Goals.



### 1. INTRODUCTION

Plastics are versatile, synthetic, widely used, persistent materials found in all aspects of our lives, in all sectors, and as pollution all around the globe. The plastic pollution crisis meets all criteria to qualify as a slow-onset disaster.<sup>1</sup> Microplastics are ubiquitous plastic fragments, spheres, fibers, filaments, and films, viz., plastic particles greater than 100 nm and less than 5 mm in size. Nanoplastics are particles less than 100 nm.<sup>2</sup> Microplastics have been detected in the air, water, and terrestrial environments, found from Mount Everest to the Marianna trench.<sup>3</sup> Microplastics have been found in plants,<sup>4</sup> animals, and humans,<sup>5</sup> in human placenta,<sup>6</sup> lungs, blood, and even breastmilk.<sup>7</sup> A recent study estimated that we could be ingesting cumulatively 0.1 to 5 g of microplastics a week<sup>8</sup> from a combination of sources, including from drinking water which is a fundamental need for survival. Microplastics have been detected in water supply sources, tap water, and bottled water around the world.<sup>9,10</sup>

Microplastics contaminate the water supply system (WSS) due to numerous reasons, including the existing social systems' policies and consumptive behaviors, and limitations in treatment. The fate and transport of microplastics through the water supply cycle (WSC) are varied, and thus the timeframes and implications also range greatly depending on

the entry and exit points. For example, microplastics exiting via ingestion by a human has different implications to microplastics exiting via biosolids application for agriculture, although notably both instances impinge on the health and well-being of humans<sup>9</sup> and ecosystems.<sup>10</sup> The transport and fate of microplastics are a function of numerous factors including polymer type, size, shape, specific surface area, density, crystallinity, molecular structure, formation of biofilm and additives, among others. These also influence the vulnerability of the WSS and its sensitivity to the microplastic contamination.

Access to safe drinking water and wastewater services (W&WWS) are a human right,<sup>11,12</sup> and are essential to ensure health and well-being, good hygiene practices, economic prosperity, and minimize the spread of water borne diseases.<sup>13</sup> There are many disruptive events that impact W&WWS. Key to the continuity of service is water quality (WQ). From a

Received: April 20, 2023  
Revised: August 11, 2023  
Accepted: August 14, 2023  
Published: August 29, 2023



A recent study estimated that we could be ingesting cumulatively 0.1 to 5 g of microplastics a week

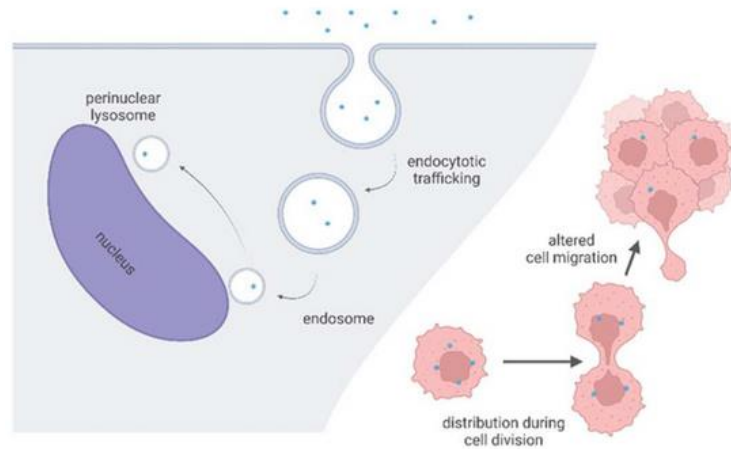


<https://pubs.acs.org/doi/abs/10.1021/acsestwater.3c00206>



## Micro- and nanoplastics in the body are passed on during cancer cell division, finds study

by Medical University of Vienna









Credit: *Chemosphere* (2024). DOI: 10.1016/j.chemosphere.2024.141463


“Plastic particles up to the weight of a credit card (approx. 5 grams) enter the gastrointestinal tract every week.”





Research Paper


# Microplastics are detected in human gallstones and have the ability to form large cholesterol-microplastic heteroaggregates

Deyu Zhang<sup>a,1</sup>, Chang Wu<sup>a,1</sup>, Yue Liu<sup>a,1</sup>, Wanshun Li<sup>a,1</sup>, Shiyu Li<sup>a</sup>, Lisi Peng<sup>a</sup>, Le Kang<sup>a</sup>,  
Saif Ullah<sup>c</sup>, Zijun Gong<sup>b</sup>, Zhaoshen Li<sup>a</sup>, Dan Ding<sup>d,2</sup>  , Zhendong Jin<sup>a,2</sup>  ,  
Haojie Huang<sup>a,2</sup>  

Show more 

+ Add to Mendeley  Share  Cite

<https://doi.org/10.1016/j.jhazmat.2024.133631> 

[Get rights and content](#) 

The World Wildlife Fund reported that adults consume more than 5 g of plastic each week on average.



BARRON'S

Topics ▼ Stock Picks Lists & Rankings Magazine Data Advisor

FROM AFP NEWS

## How Harmful Are Microplastics To Human Health?

By Isabelle Cortes October 29, 2024



Scientists have discovered that microplastics not just throughout nature but also throughout human bodies  
Ben Stansall



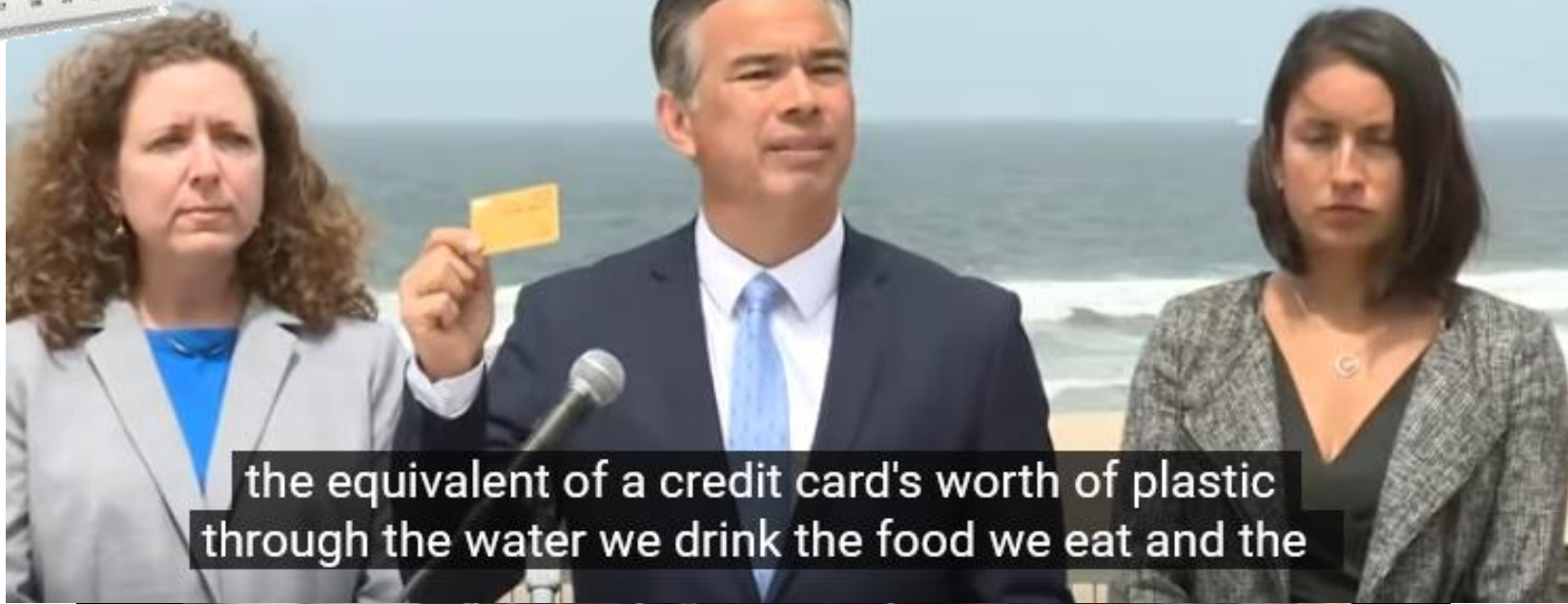
A report from the World Wildlife Fund made headlines in 2019 by estimating that people ingest around five grams of plastic a week, the equivalent of a credit card.





Does it matter that 5 grams per week is wrong?





the equivalent of a credit card's worth of plastic  
through the water we drink the food we eat and the

Streamed live on Apr 28, 2022

California Attorney General Rob Bonta makes a major announcement on the California Department of Justice's efforts to protect the environment from plastic pollution.



WHO WE ARE

WHAT WE DO



OUR IMPACT

GET INVOLVED



# Why UNDP is tackling the developmental dimensions of plastic pollution

The burdens disproportionately affect the vulnerable

JUNE 20, 2024



the average person could be ingesting a credit card worth of plastics, approximately five grams every week.



<https://yourplasticdiet.org/>



## A credit card a week?

On average people could be ingesting around 5 grams of plastic every week, which is the equivalent weight of a credit card. Our study suggests people could be consuming on average over 100,000 microplastics every year. That's approximately 21 grams a month, just over 250 grams a year.

**TAKE ACTION!**



## Microplastics are bad, but ignoring science is worse

[www.rdworldonline.com/microplastics-are-bad-but-ignoring-science-is-worse/](http://www.rdworldonline.com/microplastics-are-bad-but-ignoring-science-is-worse/)

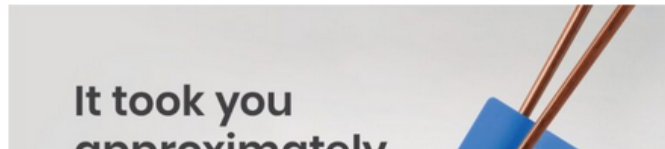
By Mark Jones | March 20, 2024



We all know that 98.6° F is human body temperature ... only it isn't. A new **study** reconfirms something extensively covered during the COVID pandemic: Normal human body temperature falls between 97.3° and 98.2° F — with 97.9° F as today's average.

And 5 grams per week is the amount of plastic every person consumes ... only it isn't. Like outdated body-temperature assertions, this 5-g value (widely reported in many science and news circles) is flawed. The difference is that data manipulation and memes didn't give us the 98.6° F value ... but they did help propel the 5-g-of-plastic assertion. It has shaken my faith in the scientific community.


Now, the world widely accepts the average person consumes 5 g of plastic per week — the weight of a credit card. Thanks to one now-quite-famous picture of a credit card



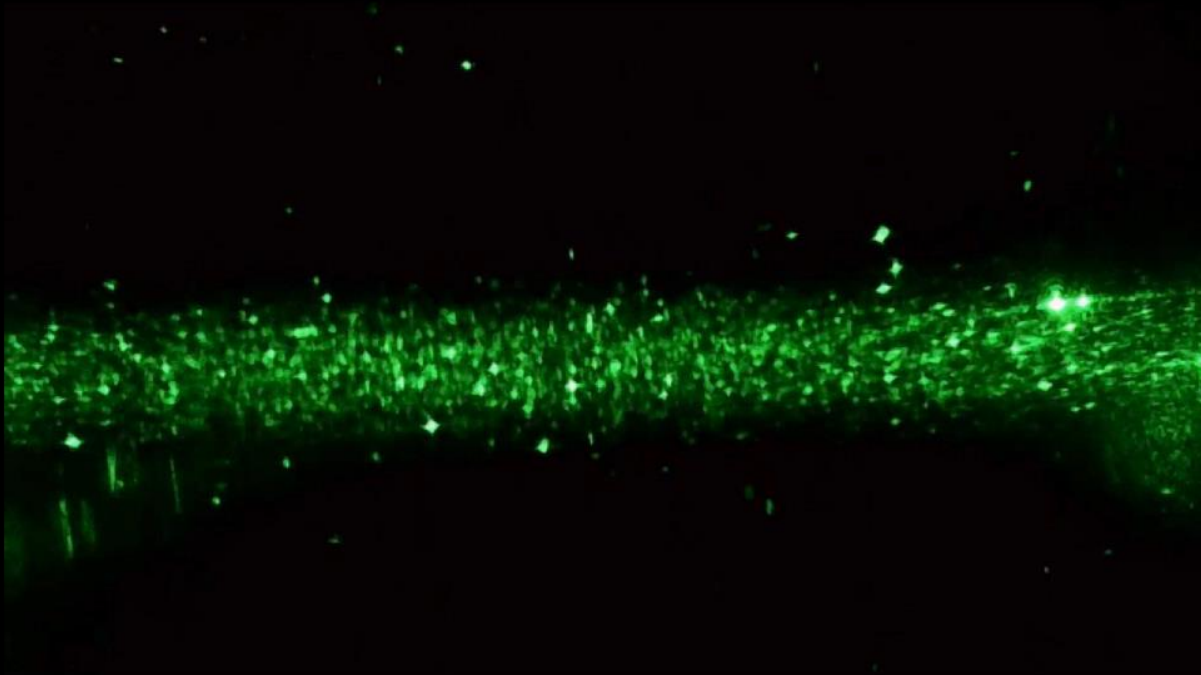


## 6<sup>TH</sup> CURVE IN THE ROAD: REMOVAL OF NANO AND MICROPLASTICS

---



diluted particles




# COMMERCIAL BOTTLED WATER

---



# FROM COMMERCIAL BOTTLED WATER

---



# PATENT-PENDING METHOD TO REMOVE MICRO AND NANOPARTICLES

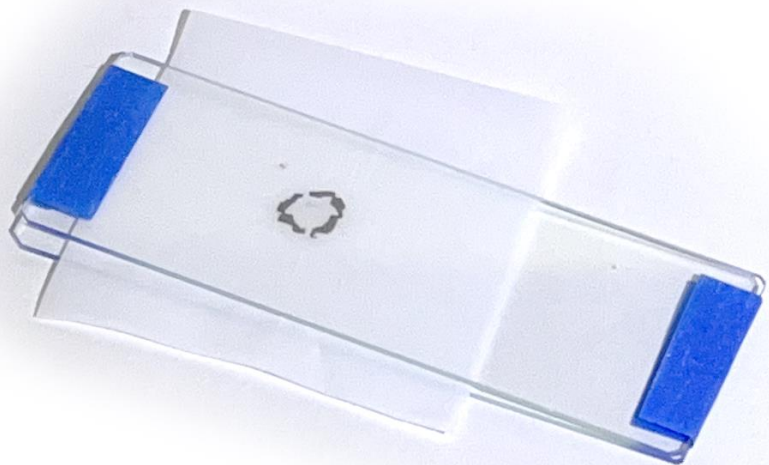
---











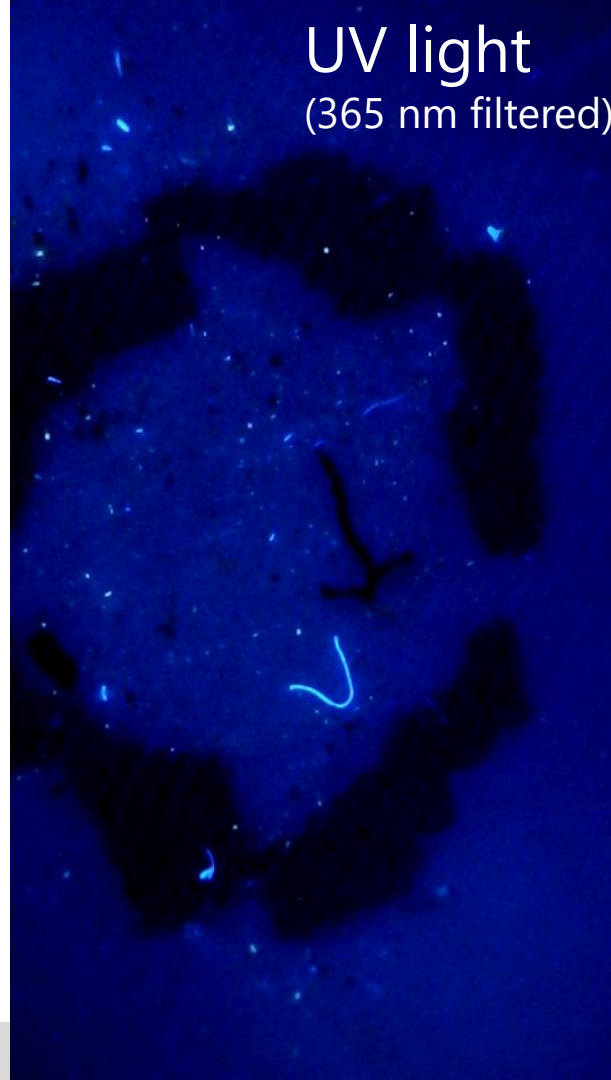


UV light  
filter

visible light



UV light  
(365 nm filtered)



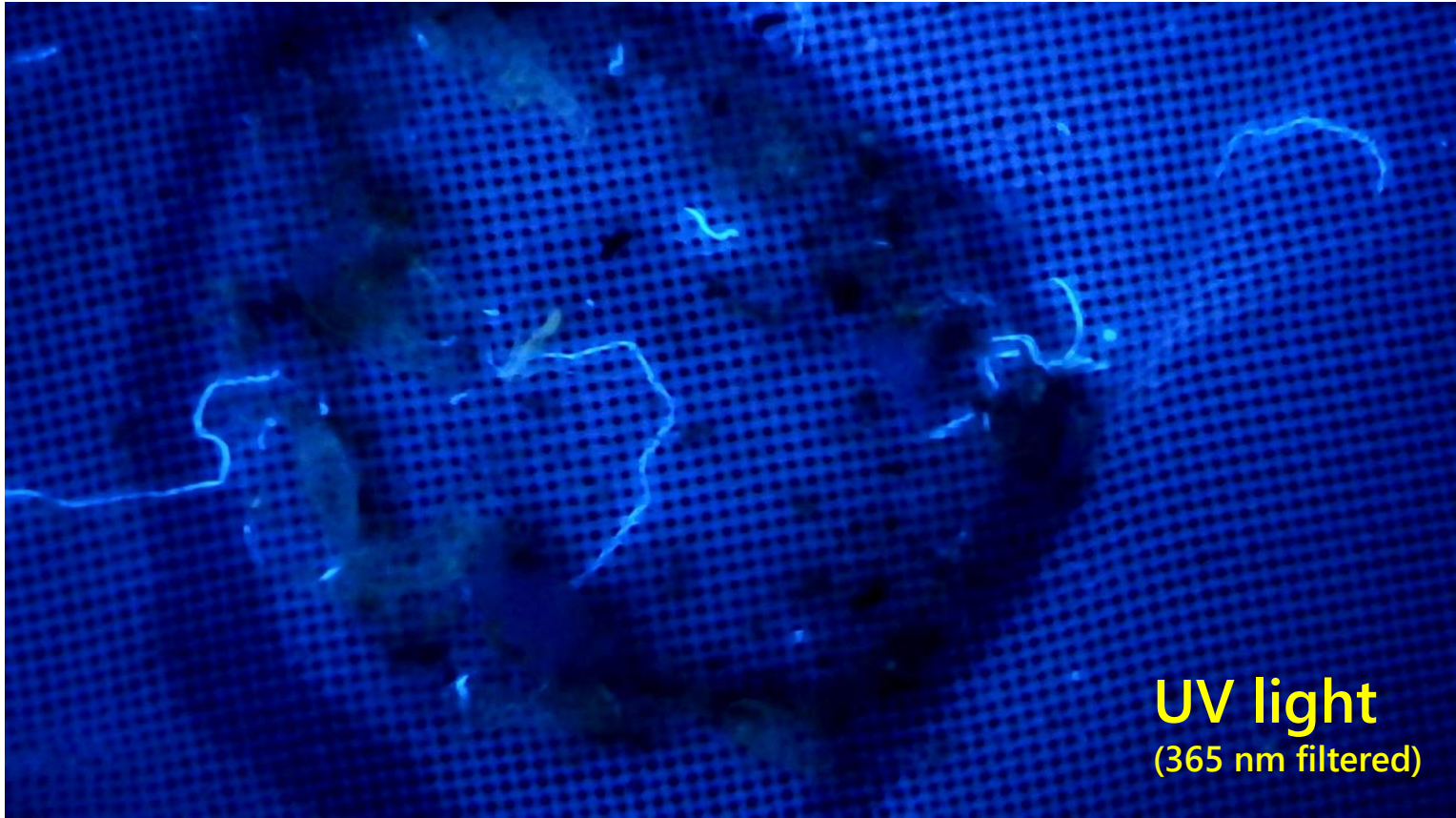


## OBX OCEAN WATER

---



Visible



**UV light**  
(365 nm filtered)



# OBX OCEAN WATER

---

ght  
(filtered)



Overlay





Dwayne Miller



Toronto  
May 2024

<https://www.sciencerendezvous.ca/about/>

## 9<sup>TH</sup> CURVE IN THE ROAD: STRESSED WATER BOTTLES

---



# ***Water Samples***

***14 November 2024***

# WATER BOTTLE ABUSE

---



- half-filled commercial water bottle
- drop from approx. 2 feet 1500 times or 3000 times
- use 66 cm diameter, cylindrical, baffled tumbler operating at 50 revolutions per minute
- half-filled to allow more distortion and to limit equipment damage



# WATER BOTTLE ABUSE

---



- set on air dry (no heat)
- operate for 30 minutes for one or two cycles

# ***Abused Water Bottles***

6 November 2024

# ***60 Minutes of Abuse***

***PureAqua Bottle***

***UV light***

***November 2024***

## 10<sup>TH</sup> CURVE IN THE ROAD: ?

---



Open Access

Review

## Microplastics and Oxidative Stress—Current Problems and Prospects

by Kornelia Kadac-Czapska  , Justyna Ośko  , Eliza Knez   and Małgorzata Grembecka \*  

Department of Bromatology, Faculty of Pharmacy, Medical University of Gdańsk, 80-416 Gdańsk, Poland

\* Author to whom correspondence should be addressed.

*Antioxidants* **2024**, *13*(5), 579; <https://doi.org/10.3390/antiox13050579>

Submission received: 15 April 2024 / Revised: 29 April 2024 / Accepted: 3 May 2024 / Published: 8 May 2024

Open Access

Review

## Micronastics and Oxidative Stress—Current Problems and Prospects

by K

Dep

\* A

Artic

Sub



Environmental Research

Volume 196, May 2021, 110361



### Association between per and polyfluoroalkyl substances and markers of inflammation and oxidative stress

Ogbebor Enaholo Omoike MD,DrPH,MPH <sup>a</sup> , Robert P. Pack PhD,MPH <sup>b</sup>,  
Hadii M. Mamudu PhD,MPA <sup>c</sup>, Ying Liu PhD,M.S <sup>a</sup>, Sheryl Strasser PhD,MPH,M.S.W <sup>d</sup>,  
Shimin Zheng PhD,M.S <sup>a</sup>, Joy Okoro B.Pharm <sup>a</sup>, Liang Wang MD,DrPH,MPH,FACE,FTOS <sup>e</sup>

Show more

Add to Mendeley Share Cite

<https://doi.org/10.1016/j.envres.2020.110361>

[Get rights and content](#)



Environmental Research

Volume 223, 15 April 2023, 115424



### Short-chain per- and polyfluoroalkyl substances (PFAS) effects on oxidative stress biomarkers in human liver, kidney, muscle, and microglia cell lines

Megan E. Solan, Camryn P. Koperski, Sanjanaa Senthilkumar, Ramon Lavado

Show more

Add to Mendeley Share Cite

<https://doi.org/10.1016/j.envres.2023.115424>

[Get rights and content](#)



Open Access

Review

## Microplastics and

by Kc



Dep: ELSEVIER

\* At

Association b  
Antio: substances a  
Subn and oxidative

Ogbebor Enaholo Omoike M  
Hadii M. Mamudu PhD,MPA  
Shimin Zheng PhD,M.S<sup>a</sup>, Joy

Show more ▾

+ Add to Mendeley

<https://doi.org/10.1016/j.envres.2>



ELSEVIER

## Nutrition

Volumes 91–92, November–December 2021, 111419



Review

# Ultra-processed diet, systemic oxidative stress, and breach of immunologic tolerance

Edwin E. Martínez Leo Ph.D. <sup>a b</sup> ✉, Abigail Meza Peñafiel N.D. <sup>a</sup>,  
Víctor M. Hernández Escalante Ph.D. <sup>b</sup>, Zulema M. Cabrera Araujo M.Sc. <sup>b</sup>

Show more ▾

+ Add to Mendeley

Share

Cite

<https://doi.org/10.1016/j.nut.2021.111419>

[Get rights and content](#)

cyl  
ative stress  
y, muscle,

rado ✉

[Get rights and content](#)

Open Access

Review

Microplastics and



Nutrition



by Kc



Dep:

\* At

Assoc  
Antio: subst

Subn and o

Ogbebor En  
Hadii M. Me  
Shimin Zhe

Show more

+ Add to

<https://doi.org/10.1007/s11356-020-07916-z>

> [Environ Sci Pollut Res Int.](https://doi.org/10.1007/s11356-020-07916-z) 2020 Jun;27(16):19340-19351. doi: 10.1007/s11356-020-07916-z.  
Epub 2020 Mar 24.

## Effect of mobile phone radiation on oxidative stress, inflammatory response, and contextual fear memory in Wistar rat

Kumari Vandana Singh<sup>1</sup>, Rohit Gautam<sup>1</sup>, Ramovtar Meena<sup>1</sup>, Jay Prakash Nirala<sup>1</sup>,  
Sushil Kumar Jha<sup>2</sup>, Paulraj Rajamani<sup>3</sup>

Affiliations + expand

PMID: 32212071 DOI: [10.1007/s11356-020-07916-z](https://doi.org/10.1007/s11356-020-07916-z)



ress  
le,

[content >](#)

## The New York Times

Researchers don't have strong evidence yet for how these particles affect our health.

<https://www.nytimes.com/2024/01/11/well/live/bottled-water-nanoplastics.html>

## The Washington Post

Researchers don't yet know how dangerous tiny plastics are for human health.


<https://www.washingtonpost.com/climate-environment/2024/01/08/microplastics-nanoplastics-bottled-water-study/>

## IBWA

There currently is both a lack of standardized methods and no scientific consensus on the potential health impacts of nano- and microplastic particles. Therefore, media reports about these particles in drinking water do nothing more than unnecessarily scare consumers.

<https://bottledwater.org/nr/ibwa-responds-to-new-nanoparticle-imaging-study/>

The weight of the scientific evidence provided by current data on adverse effects of NMP on human health is low,



<https://iris.who.int/bitstream/handle/10665/362049/9789240054608-eng.pdf>



A widely reported fact about microplastic consumption is wrong.

Perspective is frequently omitted in reporting.

Plastic particles are everywhere.



*MJPHD.net*

**MJPhD**



Green | Greener Living

# Bottled Water Contains More Plastic Particles Than Previously Thought

Researchers found hundreds of thousands of plastic particles in one-liter bottles of water sold in the US, 90% of them small enough to enter the human bloodstream.



<https://www.bloomberg.com/news/articles/2024-01-08/bottled-water-contains-previously-undetected-nanoplastics>



[Latest](#) [Local News](#) [Live](#) [Shows](#) [...](#)

 **CBS NEWS**

[U.S.](#) [World](#) [Politics](#) [Entertainment](#) [HealthWatch](#) [MoneyWatch](#) [Crime](#) [Sports](#) [Essentials](#)

[U.S.](#) >

# Bottled water contains up to 100 times more plastic than previously estimated, new study says

By **Aliza Chasan**

Updated on: January 9, 2024 / 7:52 PM EST / CBS News





# Rapid single-particle chemical imaging of nanoplastics by SRS microscopy

Naixin Qian<sup>a</sup>, Xin Gao<sup>a</sup>, Xiaoqi Lang<sup>a</sup>, Huiping Deng<sup>b</sup>, Teodora Maria Bratu<sup>b</sup>, Qixuan Chen<sup>c</sup>, Phoebe Stapleton<sup>d</sup>, Beizhan Yan<sup>b,1</sup>, and Wei Min<sup>a,e,1</sup>

Edited by Eric O. Potma, University of California, Irvine, CA; received January 11, 2023; accepted October 24, 2023 by Editorial Board Member Shaul Mukamel

Plastics are now omnipresent in our daily lives. The existence of microplastics (1  $\mu\text{m}$  to 5 mm in length) and possibly even nanoplastics (<1  $\mu\text{m}$ ) has recently raised health concerns. In particular, nanoplastics are believed to be more toxic since their smaller size renders them much more amenable, compared to microplastics, to enter the human body. However, detecting nanoplastics imposes tremendous analytical challenges on both the nano-level sensitivity and the plastic-identifying specificity, leading to a knowledge gap in this mysterious nanoworld surrounding us. To address these challenges, we developed a hyperspectral stimulated Raman scattering (SRS) imaging platform with an automated plastic identification algorithm that allows micro-nano plastic analysis at the single-particle level with high chemical specificity and throughput. We first validated the sensitivity enhancement of the narrow band of SRS to enable high-speed single nanoplastic detection below 100 nm. We then devised a data-driven spectral matching algorithm to address spectral identification challenges imposed by sensitive narrow-band hyperspectral imaging and achieve robust determination of common plastic polymers. With the established technique, we studied the micro-nano plastics from bottled water as a model system. We successfully detected and identified nanoplastics from major plastic types. Micro-nano plastics concentrations were estimated to be about  $2.4 \pm 1.3 \times 10^5$  particles per liter of bottled water, about 90% of which are nanoplastics. This is orders of magnitude more than the microplastic abundance reported previously in bottled water. High-throughput single-particle counting revealed extraordinary particle heterogeneity and nonorthogonality between plastic composition and morphologies; the resulting multidimensional profiling sheds light on the science of nanoplastics.

optical microscopy | nanoplastics | Raman imaging | single particle analysis | Stimulated Raman Scattering

Plastic pollution has been a rising global concern, with increasing plastic consumption

## Significance

Micro-nano plastics originating from the prevalent usage of plastics have raised increasingly alarming concerns worldwide. However, there remains a fundamental knowledge gap in nanoplastics because of the lack of effective analytical techniques. This study developed a powerful optical imaging technique for rapid analysis of nanoplastics with unprecedented sensitivity and specificity. As a demonstration, micro-nano plastics in bottled water are analyzed with multidimensional profiling of individual plastic particles. Quantification suggests more than  $10^5$  particles in each liter of bottled water, the majority of which are nanoplastics. This study holds

<https://www.pnas.org/doi/10.1073/pnas.2300582121>

## Review

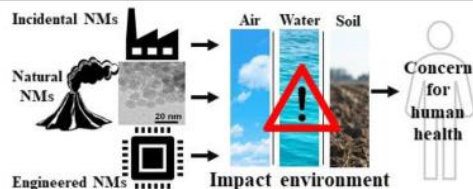
## Nanomaterials in the environment, human exposure pathway, and health effects: A review

Arindam Malakar <sup>a</sup>, Sushil R. Kanel <sup>a,b,\*</sup>, Chittaranjan Ray <sup>a</sup>, Daniel D. Snow <sup>c</sup>, Mallikarjuna N. Nadagouda <sup>d</sup><sup>a</sup> Nebraska Water Center, part of the Robert B. Daugherty Water for Food Global Institute 2021 Transformation Drive, University of Nebraska, Lincoln, NE 68588-0844, USA<sup>b</sup> Department of Chemistry, Wright State University, Dayton, OH 45435, USA<sup>c</sup> School of Natural Resources and Nebraska Water Center, part of the Robert B. Daugherty Water for Food Global Institute, 202 Water Sciences Laboratory, University of Nebraska, Lincoln, NE 68583-0844, USA<sup>d</sup> Department of Mechanical and Materials Engineering, Wright State University, 3640 Colonel Glenn Hwy., Dayton, OH 45425, USA

## HIGHLIGHTS

- The ubiquitous presence of natural and synthetic nanomaterials in the environment
- Nanomaterials influence on the natural ecosystem
- Exposure pathways and life cycle of nanomaterials in the human body
- Nanotoxicity of nanomaterials on human health

## GRAPHICAL ABSTRACT



## ARTICLE INFO

## Article history:

Received 20 August 2020

Received in revised form 24 October 2020

Accepted 24 October 2020

Available online 17 November 2020

Editor: Lotfi Aleya

## Keywords:

Nanomaterials  
Environmental impact  
Human exposure  
Health effects

## ABSTRACT

Nanomaterials (NMs), both natural and synthetic, are produced, transformed, and exported into our environment daily. Natural NMs annual flux to the environment is around 97% of the total and is significantly higher than synthetic NMs. However, synthetic NMs are considered to have a detrimental effect on the environment. The extensive usage of synthetic NMs in different fields, including chemical, engineering, electronics, and medicine, makes them susceptible to be discharged into the atmosphere, various water sources, soil, and landfill waste. As ever-larger quantities of NMs end up in our environment and start interacting with the biota, it is crucial to understand their behavior under various environmental conditions, their exposure pathway, and their health effects on human beings. This review paper comprises a large portion of the latest research on NMs and the environment. The article describes the natural and synthetic NMs, covering both incidental and engineered NMs and their behavior in the natural environment. The review includes a brief discussion on sampling strategies and various analytical tools to study NMs in complex environmental matrices. The interaction of NMs in natural environments and their pathway to human exposure has been summarized. The potential of NMs to impact human health has been elaborated. The nanotoxicological effect of NMs based on their inherent properties concerning to human health is also reviewed. The knowledge gaps and future research needs on NMs are reported. The findings in this paper will be a resource for researchers working on NMs all over the world to understand better the challenges associated with NMs in the natural environment and their human health effects.

© 2020 Elsevier B.V. All rights reserved.

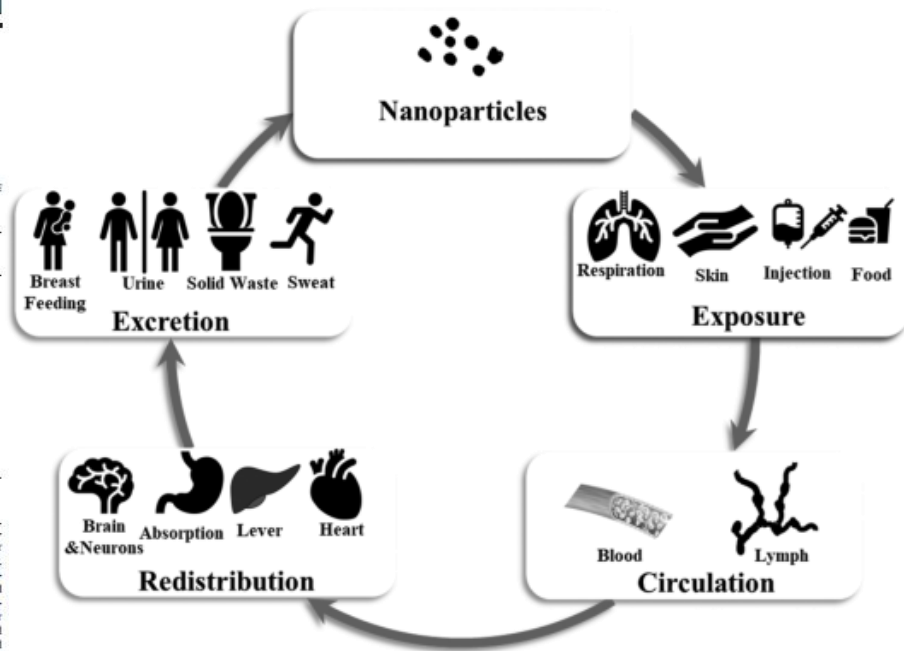


Fig. 7. Exposure pathway, circulation, redistribution, and final excretion of nanoparticles inside the human body.



# Synthetic Polymer Contamination in Bottled Water

Sherri A. Mason\*, Victoria G. Welch and Joseph Neratko

*Department of Chemistry, State University of New York at Fredonia, Fredonia, NY, United States*

Eleven globally sourced brands of bottled water, purchased in 19 locations in nine different countries, were tested for microplastic contamination using Nile Red tagging. Of the 259 total bottles processed, 93% showed some sign of microplastic contamination. After accounting for possible background (lab) contamination, an average of 10.4 microplastic particles > 100  $\mu\text{m}$  in size per liter of bottled water processed were found. Fragments were the most common morphology (66%) followed by fibers. Half of these particles were confirmed to be polymeric in nature using FTIR spectroscopy with polypropylene being the most common polymer type (54%), which matches a common plastic used for the manufacture of bottle caps. A small fraction of particles (4%) showed the presence of industrial lubricants. While spectroscopic analysis of particles smaller than 100  $\mu\text{m}$  was not possible, the adsorption of the Nile Red dye indicates that these particles are most probably plastic. Including these smaller particles (6.5–100  $\mu\text{m}$ ), an average of 325 microplastic particles per liter of bottled water was found. Microplastic contamination range of 0 to over 10,000 microplastic particles per liter with 95% of particles being between 6.5 and 100  $\mu\text{m}$  in size. Data suggests the contamination is at least partially coming from the packaging and/or the bottling process itself. Given the prevalence of the consumption of bottled water across the globe, the results of this study support the need for further studies on the impacts of micro- and nano- plastics on human health.

## OPEN ACCESS

### Edited by:

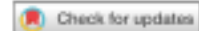
Teresa A.P. Rocha-Santos,  
University of Aveiro, Portugal

### Reviewed by:

Conrit Donner



# scientific reports



OPEN

## Detection of nanoparticles suspended in a light scattering medium

Yan Ye<sup>1,2,✉</sup> & David Y. H. Pui<sup>2</sup>

Intentionally intensifying the light scattering of medium molecules can allow the detection of suspended nanoparticles under conditions not suitable for conventional optical microscopies or laser particle counters. Here, we demonstrate how the collective light scattering of medium molecules and nanoparticles is imaged in response to the power, frequency, and oscillating direction of the incident light wave electric field, and how this response can be used to distinguish between nanoparticles and microparticles, such as viruses or bacteria. Under conditions that the medium light scattering is intensified, suspended nanoparticles appear as magnified shiny moving dots superimposed on the quasi-steady background of medium light scattering. Utilizing the visual enlargement resulted from the enhanced light scattering and possible light interference, we can detect directly suspended nanoparticles that are much smaller than visible light wavelengths even in unopened water bottles or other large containers. This suggests new approaches for detecting nanoparticles with many potential applications.

<https://www.nature.com/articles/s41598-021-99768-x>

# iPhone Video of Unopened Water Bottles